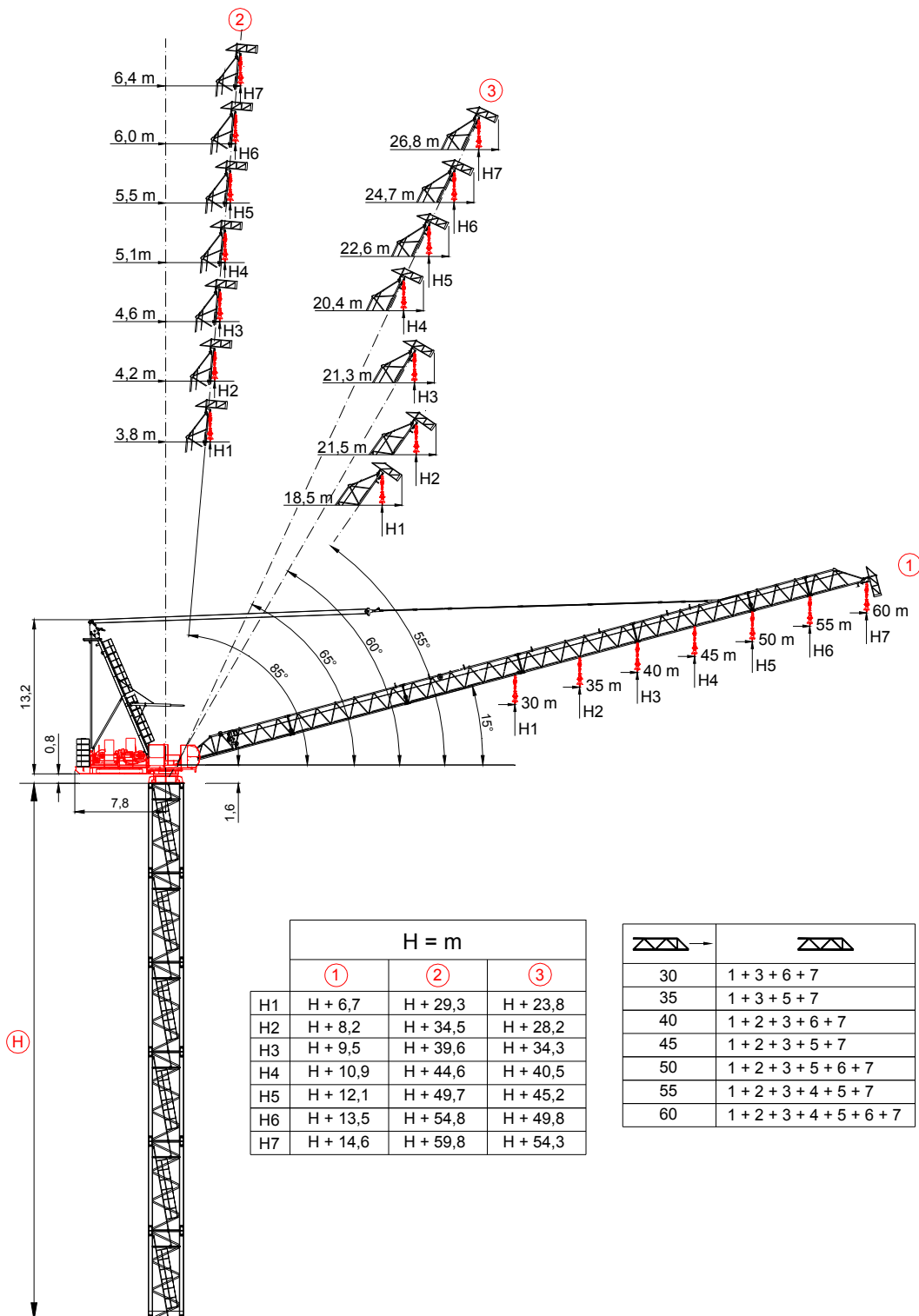


DIN/FEM 

EN 14439-FEM 1004- C25 / FEM 1001









Curvas de cargas - Load diagrams - Lastkurven - Courbes de charges - Curve di carico -
График грузоподъёмности



- ① Pluma maxima -Portée maxi- Sbraccio massimo - Maximum jib -Max. Ausleger
- ② Pluma min. en servicio - Portée min. in service - Minimum jib (in service) - Sbraccio min. in servizio - Mindest. Ausleger in Betrieb
- ③ Pluma min. fuera de servicio - Portée min. hors service - Minimum jib (out of service) - Sbraccio min. fuori servizio - Mindest. Ausleger ausser Betrieb
- (H) Altura torre - Hauteur mat - Tower height - Altezza torre - Turmhöhe









60 m



10	15	20	25	30	31.6	35	40	45	50	55	60	m	
8000	8000	8000	8000	8000	8000	6879	5500	4434	3583	2888	2300	Kg	
10	15	20	25	30	30.7	35	40	45	50	55	60	m	
8000	8000	8000	8000	8000	8000	6532	5197	4165	3342	2669	2100	Kg	
10	15	20	24	25	30	35	40	45	50	55	60	m	
12000	12000	12000	12000	11371	8743	6887	5506	4437	3585	2889	2300	Kg	
10	15	20	23.8	25	30	35	40	45	50	55	60	m	
12000	12000	12000	12000	11229	8584	6717	5327	4251	3394	2693	2100	Kg	











55 m



10	15	20	25	30	31.6	35	40	45	50	55	m	
8000	8000	8000	8000	8000	8000	6940	5586	4539	3702	3000	Kg	
10	15	20	25	30	30.8	35	40	45	50	55	m	
8000	8000	8000	8000	8000	8000	6622	5309	4293	3481	2800	Kg	
10	15	20	23.9	25	30	35	40	45	50	55	m	
12000	12000	12000	12000	11346	8768	6947	5591	4541	3703	3000	Kg	
10	15	20	23	25	30	35	40	45	50	55	m	
12000	12000	12000	12000	11203	8607	6773	5408	4352	3508	2800	Kg	











50 m



10	15	20	25	30	31.7	35	40	45	50	m	
8000	8000	8000	8000	8000	8000	6923	5591	4558	3700	Kg	
10	15	20	25	30	30.3	35	40	45	50	m	
8000	8000	8000	8000	8000	8000	6634	5338	4334	3500	Kg	
10	15	20	23.4	25	30	35	40	45	50	m	
12000	12000	12000	12000	11258	8721	6928	5593	4559	3700	Kg	
10	15	20	23.4	25	30	35	40	45	50	m	
12000	12000	12000	12000	11100	8548	6746	5404	4364	3500	Kg	
10	15	18.5	20	25	30	35	40	45	50	m	
16000	16000	16000	14973	11088	8541	6741	5401	4363	3500	Kg	











45 m



10	15	20	25	30	32.9	35	40	45	m	
8000	8000	8000	8000	8000	8000	7499	6122	5000	Kg	
10	15	20	25	30	32.3	35	40	45	m	
8000	8000	8000	8000	8000	8000	7238	5895	4800	Kg	
10	15	20	24.7	25	30	35	40	45	m	
12000	12000	12000	12000	11969	9352	7502	6124	5000	Kg	
10	15	20	24	25	30	35	40	45	m	
12000	12000	12000	12000	11803	9173	7314	5929	4800	Kg	
10	15	19.7	20	25	30	35	40	45	m	
16000	16000	16000	15800	11794	9167	7311	5928	4800	Kg	











40 m



10	15	20	25	30	34.4	35	40	m	
8000	8000	8000	8000	8000	8000	7897	6400	Kg	
10	15	20	25	30	33.5	35	40	m	
8000	8000	8000	8000	8000	8000	7666	6200	Kg	
10	15	20	25	25.6	30	35	40	m	
12000	12000	12000	12000	12000	9789	7899	6400	Kg	
10	15	20	24	25	30	35	40	m	
12000	12000	12000	12000	12000	9604	7706	6200	Kg	
10	15	17	20.2	25	30	35	40	m	
16000	16000	16000	16000	12280	9600	7704	6200	Kg	









35 m





10	15	18	20	25	30	35	m	
8000	8000	8000	8000	8000	8000	8000	Kg	
10	15	18	20	25	30	35	m	
8000	8000	8000	8000	8000	8000	8000	Kg	
10	15	20	25	25.8	30	35	m	
12000	12000	12000	12000	12000	10010	8000	Kg	
10	15	20	25	25.8	30	35	m	
12000	12000	12000	12000	12000	10055	8000	Kg	
10	15	20	20.5	25	30	35	m	
16000	16000	16000	16000	12756	10053	8000	Kg	




30 m






10	15	18	20	25	30	m	
8000	8000	8000	8000	8000	8000	Kg	
10	15	18	20	25	30	m	
8000	8000	8000	8000	8000	8000	Kg	
10	15	20	22.2	25	30	m	
12000	12000	12000	12000	10420	8000	Kg	
10	15	20	22.2	25	30	m	
12000	12000	12000	12000	10475	8000	Kg	
10	15	17.7	20	25	30	m	
16000	16000	16000	13948	10472	8000	Kg	

Mecanismos - Mechanisms - Antriebe - Mécanismes - Meccanismi - Приводы






90 Hp (67Kw)-INV							
		H.B.G 344Mts Ø16			H.B.G 230Mts Ø16		
	m/min	0-39.8	0-120	0-159	0-26.5	0-80	0-106
	Kg	8000	2300	1450	12000	3450	2150
	Kw	67	67	67	67	67	67

		1.7 min. de 15° a 85° 1.7 minutes from 15° to 85°
	Kw	
	r.p.m	0-0,72
	Kw	2 x 10,8
	m/min	0-24
	Kw	2 x 10,8


			
	H.B.G 172Mts Ø16		
	0-19.9	0-60	0-79
	16000	4600	2900
	67	67	67


	2000/14/CEE 2005/68/CEE		400 V 50 Hz 60 Hz	100m 4x95mm ²
---	----------------------------	--	-------------------------	-----------------------------

450 kVA	150 KW
---------	--------

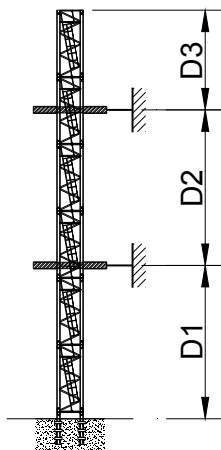
-  Elevación / Hoisting / Heben / Levage / Sollevamento
-  Elevación de pluma / Luffing / Ausleger-Einziehen / Relevage / Brandeggio
-  Orientación / Slewing / Schwenken / Orientation / Rotazione
-  Traslacion / Travelling / Schienenfahren / Translation / Traslazione
-  Cable / Rope / Seil / Câble / Fune


Bloque de contrapeso- Counterweight blocks- Gegengewichtsblöcke- Bloc de contrepoid- Blocco di contrapeso - Плиты противовеса

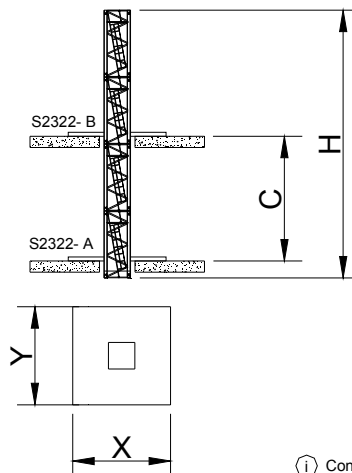
	60 m			55 m			50 m			45 m		
	A	B	C	A	B	C	A	B	C	A	B	C
	1	4	1	1	4	1	1	4	-	1	4	-
	26450 Kg			26450 Kg			24200 Kg			24200 Kg		


	40 m			35 m			30 m		
	A	B	C	A	B	C	A	B	C
	1	4	-	1	3	1	1	3	1
	24200 Kg			21950 Kg			21950 Kg		

Proceso de trepado - Climbing - Kletterkrane - Telescopable - Sopralzo idraulico - Процесс наращивания крана



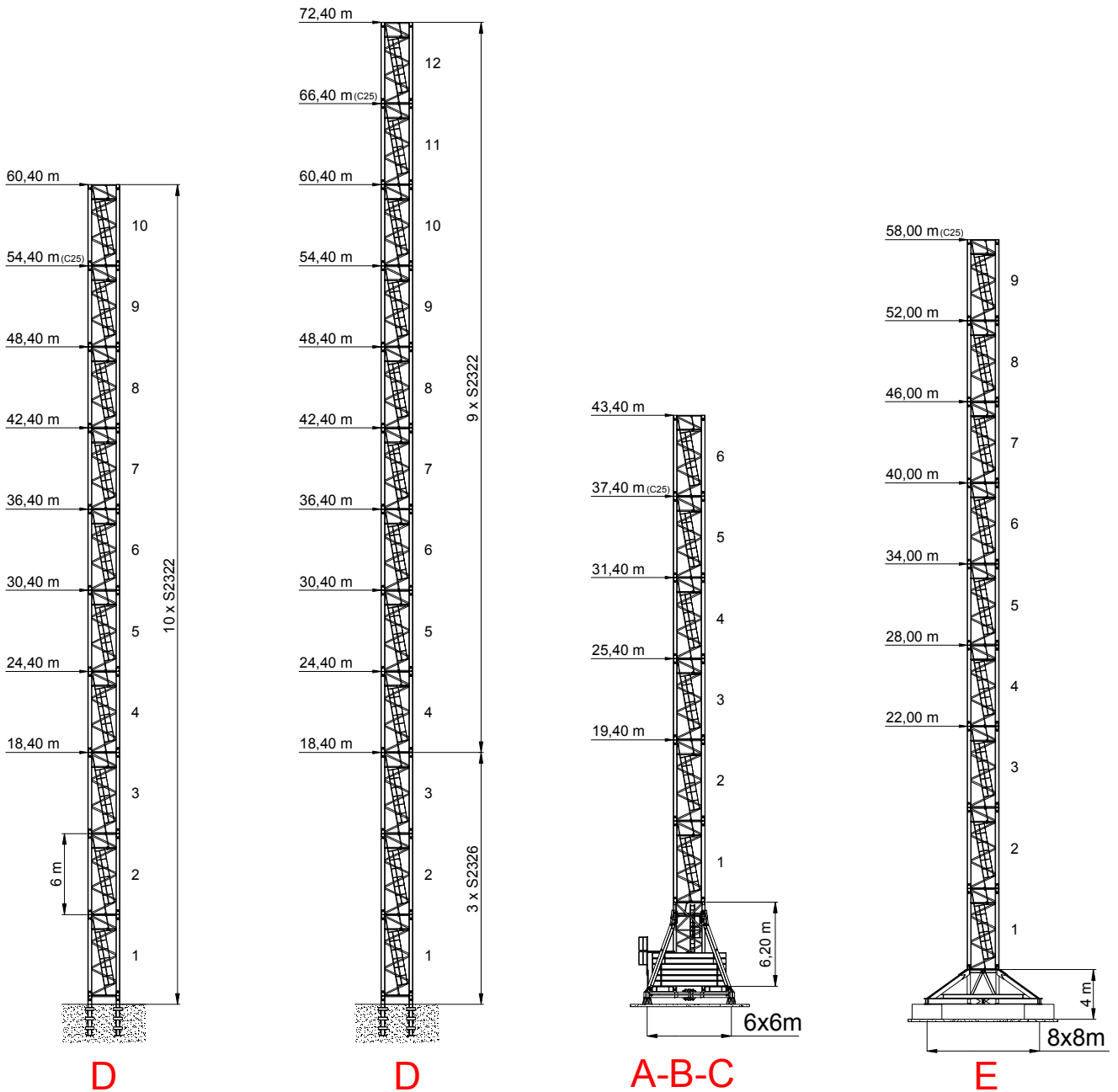
"T" S 23 22			
	D1 min/max	D2 min/max	D3 max
30m	36m/48m	24m/36m	30
35m	36m/42m	24m/36m	24
40m	36m/42m	24m/36m	24
45m	30m/36m	24m/36m	21
50m	30m/36m	24m/36m	21
55m	30m/36m	24m/36m	21
60m	24m/30m	24m/36m	18



	C (mts)	H (mts)
30m	10	42
	12	48
	14	54
	16	54
30m 40m	10	36
	12	42
	14	48
	16	48
45m 50m 55m 60m	10	30
	12	36
	14	42
	16	42
x (mts)	3	
y (mts)	2.5	

① Consultarnos-Consultateci-Consult us-Nous consulter-Auf anfrage

FEM 1001 / FEM 1004-C25 / EN 14439 - Mástil / Masts / Maste / Mat / Torre / Torre /
Комплектация башни



→	max. H(m)	
	FEM 1004 C25	FEM 1001
30	54,40	60,40
35	54,40	54,40
40	54,40	54,40
45	48,40	48,40
50	48,40	48,40
55	42,40	48,40
60	36,40	42,40




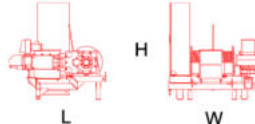
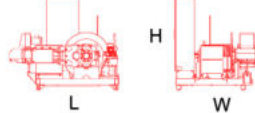


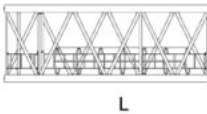

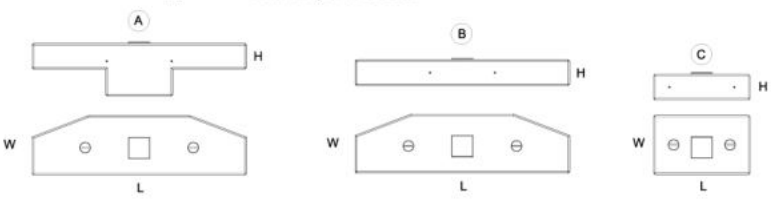
→	max. H(m)	
	FEM 1004 C25	FEM 1001
30	66,40	72,40
35	60,40	66,40
40	60,40	66,40
45	54,40	60,40
50	54,40	60,40
55	-	60,40
60	-	54,40



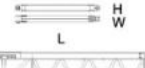
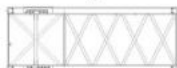

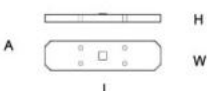

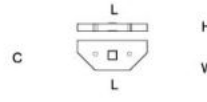
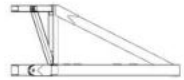



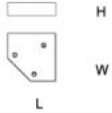

→	max. H(m)	
	FEM 1004 C25	FEM 1001
30	43,40	43,40
35	37,40	37,40
40	37,40	37,40
45	31,40	31,40
50	31,40	31,40
55	31,40	31,40
60	25,40	25,40



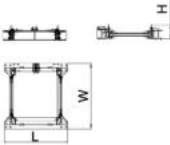
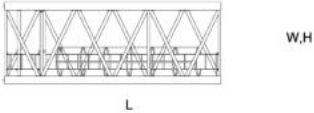
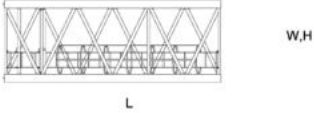
→	max. H(m)	
	FEM 1004 C25	FEM 1001
30	58,00	58,00
35	52,00	52,00
40	52,00	52,00
45	46,00	46,00
50	46,00	46,00
55	46,00	46,00
60	40,00	40,00

Dimensiones y transporte - dimensions and transport - Abmessungen und Transport - dimensions et des transporte - dimensioni e trasporti - Размеры и транспорта

	L(m)	W(m)	H(m)	Peso(Kg)
<p>Pluma tramo primero / Jib heel section / Ausleger-Anlenkstück / Pied de fleche / Settore articolato di braccio / Корневая секция стрелы</p> 	10.4	1.77	1.76	2280
<p>Elemento intermedio de pluma / Intermediate jib section / Ausleger-Zwischenstück / Élément interm. de fleche / Spezzone di braccio / Промежуточная секция стрелы</p> 	10.37	1.72	1.76	1425
<p>Elemento intermedio de pluma / Intermediate jib section / Ausleger-Zwischenstück / Élément interm. de fleche / Spezzone di braccio / Промежуточная секция стрелы</p> 	10.37	1.72	1.76	1370
<p>Elemento intermedio de pluma / Intermediate jib section / Ausleger-Zwischenstück / Élément interm. de fleche / Spezzone di braccio / Промежуточная секция стрелы</p> 	10.37	1.72	1.76	1120
<p>Elemento intermedio de pluma / Intermediate jib section / Ausleger-Zwischenstück / Élément interm. de fleche / Spezzone di braccio / Промежуточная секция стрелы</p> 	10.37	1.72	1.76	1185
<p>Elemento intermedio de pluma / Intermediate jib section / Ausleger-Zwischenstück / Élément interm. de fleche / Spezzone di braccio / Промежуточная секция стрелы</p> 	5.27	1.72	1.76	640
<p>Elemento final de pluma / Intermediate jib section / Ausleger-Zwischenstück / Élément interm. de fleche / Spezzone di braccio / Промежуточная секция стрелы</p> 	5.31	1.72	1.76	910
<p>Contrapluma / Counter-jib / Gegenausleger / Contre-fleche / Controbraccio / Консоль противовеса</p> 	6.55	2.10	2.00	6135
<p>Unidad de rotacion / Complete slewing unit / Drehbühne / Orientation / Rotazione / Оголовок башни</p> 	4.60	4.84	3.34	13500

	L(m)	W(m)	H(m)	Peso(Kg)	
Cabina y soporte / Cabin and platform / Kabine und wartungs / Cabine et support / Cabina e supporto / Кабина с основой 	4.59	1.82	2.32	1835	
Caballete de pluma / Jib gantry / Auslegerabspannbock / Chevalet de haubange de flèche/ Tirante braccio / портал стрелы  	1.24	1.92	2.02	6500	
Equipo de elevacion / Hoist winch / Heben / Levage / Sollevamento / подъемник 	2.4	2.2	2.4	3250	
Equipo de Pluma abatible / Luffing winch / Einziehwerk / Relevage / Brandeggio / Стрелоподъемный механизм 	2.72	2.04	2.28	3500	
Gancho Inferior / Lower Hook / Den unteren Haken / Crochet inférieure/ Gancio inferiore / / Нижний крюк 	1.23	0.48	1.19	425	
Gancho Superior / Upper Hook / Oberen Haken / Crochet supérieur / Gancio superiore/ / Верхний крюк 	0.60	0.17	0.86	238	
Elemento de torre S23 / Tower section S23 / Turmstück S23 / Élément de mât S23 / Elemento di torre S23 / Башенные секции 	T U	6 6	2.27 2.31	2.29 2.34	4650 6198
Elemento de empotre / Foundation anchor / Fundamentanker / Pieds de scellement El annegare / Анкерные крепления 	S75R16/22 S75R16/26 DIMA	0.5 0.5 2.31	0.5 0.5 2.34	2 2.4 0.8	2840 3160 1650
Bloque de contrapeso / Counterweight blocks / Gegengewichtsblöcke / Bloc de contreponds / Blocco di contrappeso / Плита противовеса 	A B C	4 4 1.8	1.1 1.1 1.1	1.01 0.51 0.51	6200 4500 2250

	L(m)	W(m)	H(m)	Peso(Kg)	
Base C60T / Crossbase C60T / Fundamentkreuz C60T / Châsis C60T / Carro base C60T					
	9	0.72	0.83	2604	
	4.38	0.67	0.83	930	
	5.38	0.28	0.28	560	
	6	2.27	2.29	5900	
	0.65	0.65	0.45	315	
Bloque lastre de base C60T / Base ballast block / Grundballastblöcke / Bloc de lest de base Blocco di zavorra alla base / Плиты балласта опорной рамы					
	A	5.8	1.5	0.43	8000
	B	4	1.5	0.43	4900
	C	3.5	1.5	0.43	4200
Base C80T / Crossbase C80T / Fundamentkreuz C80T / Châsis C80T / Carro base C80T					
	5.9	1.8	2.5	2980	
	5.24	1.8	2.5	2590	
	5.9	0.27	0.29	972	
	3.17	0.11	0.29	116	
Bloque lastre de base C80T / Base ballast block / Grundballastblöcke / Bloc de lest de base Blocco di zavorra alla base Плиты балласта опорной рамы					
	1.94	2	0.35	3000	
Traslacion / Travelling bogies / Kranfahren / Traslacion / Traslazione					
	2.94	1.25	0.97	3102	

	L(m)	W(m)	H(m)	Peso(Kg)	
Marco trepado externo / Tie-frame / Cadre d'encrage externe / Sopralzo con ancoraggio esterno / ВНЕШНЯЯ РАМКА ПРИСТЕЖКИ 	3.52	3.49	0.42	3900	
Jaula de telescopaje tipo S23 / Climbing cage type S23 / Hydraulikbühne Cage de telescopage type S23 / Gabbia di montaggio S23 / Монтажная обойма Completa / Full / Vollständige/Complete / completa / полный 	11.6	3.2	3.3	13500	
Estructura / Steel frame / Struktur/ Construction / Struttura / структура Hidraulico y accesorios / Hydraulic and accessories/ Hydraulik-und Zubehör hydraulique et accessoires / idrauliche ed accessori / Гидравлические и аксессуары				9550 3950	
Marco trepado interno S23 / Floor climbing frame/Cadre d'encrage interne /Sopralzo interno ВНУТРЕННЯЯ РАМКА ПРИСТЕЖКИ 	3.2	2.8	0.6	4720	
Hidraulico y accesorios / Hydraulic and accessories/ Hydraulik-und Zubehör hydraulique et accessoires / idrauliche ed accessori / Гидравлические и аксессуары				3081	
Tramo trep. A S23 / Tower section A S23 / Turmstück A S23 / Elément de mât A S23 / Elemento di torre a S23 / Башенные секции 	A	6	2.27	2.29	4854
Tramo trep. B S23 / Tower section B S23 / Turmstück B S23 / Elément de mât B S23 / Elemento di torre B S23 / Башенные секции 	B	6	2.27	2.29	4850



40" HC x 9 - HBG 36 mt



x 8 - HBG 36 mt